


MODEL		TTB-12HWDNI-R/TOU-12HNRI-R	TTB-18HWDNI-R/TOU-18HNRI-R	TTB-24HWDNI-R/TOU-24HNRI-R	TTB-36HWDNI-R/TOU-36HNRI-R	
Power supply (Indoor)	V-Ph-Hz	220_240V_1Ph, FREQUENCY_50HZ	220_240V_1Ph, FREQUENCY_50HZ	220_240V_1Ph, FREQUENCY_50HZ	220-240V1Ph, 50Hz	
Power supply (Outdoor)	V-Ph-Hz	220-240V1Ph, 50Hz	/ /	220_240V_1Ph, 50Hz	220-240V1Ph, 50Hz	
Cooling (Standard conditions)	Capacity	Btu/h	12000	18000	24000	36000
	Input	W	1300	1720	2236	4160
	Current	A	5.7	7.6	10	18.8
	EER	W/W	2.71	3.07	3.15	2.54
Heating (Standard conditions)	Capacity	Btu/h	13000	19000	26000	40000
	Input	W	1050	1653	2000	3200
	Current	A	5.5	7.25	9.5	14.5
	COP	W/W	3.63	3.37	3.81	3.66
Rated Power Input	W	2100	2950	3700	5000	
Rated Current	A	9.1	13.5	19	22.5	
Starting current	A	0	/	/	0	
Indoor fan motor	Model	ZKFN-55-8-22-1	ZKFN-160-8-1-2	ZKFN-160-8-1-2	ZKFN-300-8-1	
	Qty	/	/	/	/	
	Input	W	130	90	90	250
	Capacitor	uF	0	/	/	/
	Speed(Hi/Mi/Lo)	r/min	1080/904/736	1192/1032/684	880/800/720	1100/1000/900
	a.Number of rows		3	3	3	4
	b.Tube pitch(a)x row pitch(b)	mm	21x13.37	21x13.37	21x13.37	21x13.37
Indoor coil	c.Fin spacing	mm	1.4	1.4	1.4	1.4
	d.Fin type (code)		Hydrophilic aluminum	Hydrophilic aluminum	Hydrophilic aluminum	Hydrophilic aluminum
	e.Tube outside dia.and type	mm	ø7.1inner groove tube	ø7.1inner groove tube	ø7.1inner groove tube	ø7.1inner groove tube
	f.Coil length x height x width	mm	52x210x40.11	69x252x40.11	91x294x40.11	117x294x53.48
	g.Number of circuits		4	4	7	7
	Indoor air flow (Hi/Mi/Lo)	m3/h	600/480/300	911/706.3/515.2	1229/1035/825.1	2100/1800/1500
	ESP	Rated	Pa	25	25	25
Range		Pa	0-60	0-100	0-160	0-160
Indoor noise level (Hi/Mi/Lo)	dB(A)	38/34/25	41/38/34	42/39/36	44/42/39	
Throttle type		/	/	/	/	
Indoor unit	Dimension(W*D*H)	mm	700x506x200	880x674x210	1100x774x249	1360x774x249
	Packing (W*D*H)	mm	860x540x285	1070x725x280	1305x805x315	1570x805x330
	Net/Gross weight	kg	17.8/21.5	24.4/29.6	32.3/39.1	40.5/48.2
	Drainage water pipe dia	mm	ODø25mm	ODø25mm	ODø25mm	ODø25mm
Compressor	Qty/per 20' /40' /40HQ	Indoor unit	214/461/519	120/264/297	77/161/198	49/105/120
	Model		KSN98D64UFZ3	KSN140D21UFZ	KTM240D57UMT	KTF300D4UMT
	Type		ROTARY	ROTARY	Twin-ROTARY	ROTARY
	Brand		GMCC	GMCC	GMCC	GMCC
	Capacity	W	1930/3100 ±3%	4385	7740	10010
	Input	W	292/765 ±3%	1140	2085	2765
	Rated current(RLA)	A	2.15/4.65 ±3%	7.50	9.45	5.38
	Locked rotor Amp(LRA)	A	/	/	/	/
	Thermal protector		/	/	/	INTOL-4639
	Thermal protector position		NA	/	NA	EXTERNAL
	Capacitor	uF	/	/	/	/
	Refrigerant oil/oil charge	ml	ESTER OIL VG74 300±10	VG74 440	ESTER OIL VG74 670	VG74/1000
	Outdoor fan motor	Model	ZKFN-34-10-1-3	ZKFN-34-10-1-3	YKT-65-6-234-1	ZKFN-120-8-2
Qty		/	/	/	/	
Input		W	/	/	150	
Capacitor		uF	0	/	5	/
Outdoor coil	Speed	r/min	780/600	760/650	800/700/580	950/850/700
	a.Number of rows		1	2	1.6	2
	b.Tube pitch(a)x row pitch(b)	mm	21x22	21x22	21x22	25.4x22
	c.Fin spacing	mm	13	13	13	13
	d.Fin type (code)		Hydrophilic aluminum	Hydrophilic aluminum	Hydrophilic aluminum	Hydrophilic aluminum
	e.Tube outside dia.and type	mm	ø7.1inner groove tube	ø7.1inner groove tube	ø7.1inner groove tube	ø9.52inner groove tube
	f.Coil length x height x width	mm	745*504*22	860*504*44	900*609*22*540*609*22	995*762*44
Outdoor air flow	m3/h	2200	2100	3500	4000	
	Outdoor noise level	dB(A)	56	55	59.5	64
Throttle type		EXV	EXV	Throttle valve	EXV+Throttle valve	
Outdoor unit	Dimension(W*D*H)	mm	765x303x555	805x330x554	890x342x673	946x410x810
	Packing (W*D*H)	mm	887x337x610	915x370x615	995x398x740	1090x500x885
	Net/Gross weight	kg	26.9/29.2	33.6/36.2	44/47.3	67.6/72.1
Refrigerant type	kg	R410A/1.05	R410A/1.55	R410A/1.9	R410A/3.2	
Design pressure	MPa	4.2/1.5	4.2/1.5	4.2/1.5	4.2/1.5	
Refrigerant piping	Liquid side/ Gas side	mm(inch)	6.35mm(1/4in)/9.52mm(3/8in)	6.35mm(1/4in)/12.7mm(1/2in)	9.52mm(3/8in)/15.9mm(5/8in)	9.52mm(3/8in)/15.9mm(5/8in)
	Max. refrigerant pipe length	m	25	30	25	75
	Max. difference in level	ft	10	20	15	30
Thermostat type		Wire Control	Wire Control	Wire Control	Wire Control	
Operation temperature	°C	17~30	17~30	17~30	17~30	
Room temperature	Indoor(cooling/ heating)		17~32/0~30	17~32/0~30	17~32/0~30	17~32/0~30
	Outdoor(cooling/heating)		-15~50/-15~24	-15~50/-15~24	-15~50/-15~24	-15~50/-15~24
Qty/per 20' /40' /40HQ	Outdoor unit	132/264/352	114/234/312	99/198/198	44/96/138	

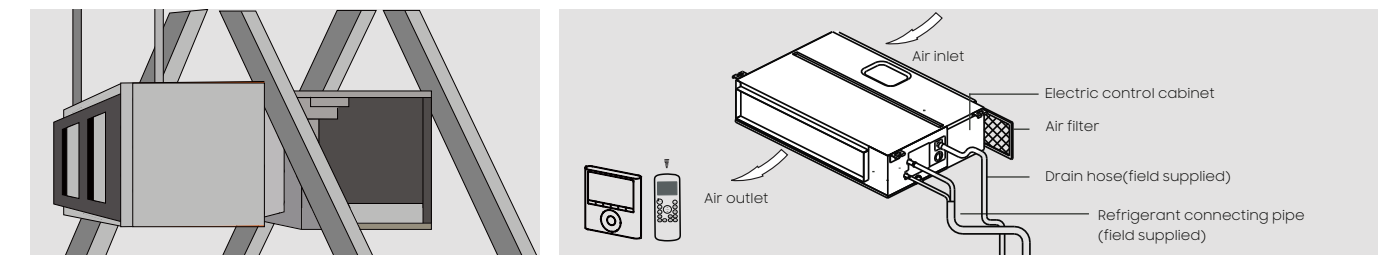


Duct Type Commercial Series




Ducted Systems

Ducted system can provide air conditioning through the air ducts and provide cooling or heating comfort for the whole house. Since it is concealed in the ceiling, only the wired controller and air grilles are visible inside the room. Its invisible beauty can fit harmoniously to your interior design and make your room more esthetic, bringing you more beautiful and comfortable home.




Flexible Air Intake

The frame size of air inlet in rear and bottom is the same. It's very easy to switch to match different applications.



Features



Appearance

